



DEEPAK GROVER & ASSOCIATES

CHARTERED ACCOUNTANTS

Date _____

CA Deepak Grover
B.Com., F.C.A

Limited Review Report for the Quarter ended 30th September, 2018

To The Board of Directors of Satia Industries Limited


We have reviewed the accompanying statement of unaudited standalone Ind As financial results of Satia Industries Ltd for the Quarter ended 30.09.2018 and year to date from April 1, 2018 to September 30, 2018 attached herewith being submitted by the Company pursuant to the requirement of Regulations 33 of SEBI (Listing Obligation and Disclosure Requirements) Regulations, 2015 as modified by circular no CIR/CFD/FAC/62/2015 dated July 5, 2016.

This statement which is the responsibility of the Company's management and approved by the Board of Directors has been prepared in accordance with the recognition and measurement principles laid down in Indian Accounting Standard 34 "Interim Financial Reporting" ("Ind AS 34) prescribed under Section 133 of the Companies Act, 2013 read with relevant rules issued there under and other accounting principles generally accepted in India. Our responsibility is to issue a report on the statement based on our review.

We conducted our review of the statement in accordance with the Standard on Review Engagement (SRE) 2410 'Review of interim financial information performed by the independent auditor of the entity, issued by the Institute of Chartered Accountant of India. This standard requires we plan and perform the review to obtain moderate assurance as to whether the Statement is free of material misstatement. A review is limited primarily inquiries of Company personnel and analytical procedure applied to financial data and thus provides less assurance than an audit. We have not performed an audit and accordingly, we do not express an audit opinion.

Based on our review conducted as above, nothing has come to our attention that causes us to believe that the accompanying statement of unaudited financial results prepared in accordance with applicable accounting standards and other recognized accounting practices and policies has not disclosed the information required to be disclosed in terms of Regulation 33 of the SEBI (Listing Obligations and Disclosure Requirements) Regulations, 2015 including the manner in which it is to be disclosed, or that it contains any material misstatement.

For Deepak Grover & Associates.
Chartered Accountants


(Deepak Grover)
Chartered Accountant
(Membership No 505923)

Place : Muktsar
Date: 13.11.2018

Satia Industries Limited

Statement of Unaudited financial results for the Quarter and Period ended September 30, 2018

(INR in Lakhs)

Sr. no.	Particulars	Quarter Ended			Period Ended		Year Ended
		30.09.2018	30.06.2018	30.09.2017	30.09.2018	30.09.2017	31.03.2018
		3 Months	3 Months	3 Months	6 Months	6 Months	12 Months
		Unaudited	Unaudited	Unaudited	Unaudited	Unaudited	Audited
I	Revenue from operations	18,659.74	18005.95	13364.67	36,665.69	28262.39	64,207.32
II	Other income	331.34	575.47	1014.62	906.81	2022.36	3,026.32
III	Total Income (I+II)	18,991.08	18,581.42	14,379.29	37,572.50	30,284.75	67,233.64
IV	Expenses						
	Cost of material consumed	6,648.79	6,466.71	4954.85	13,115.50	11052.43	22,387.57
	Excise duty	-	-	0	-	796.89	796.89
	Purchases of stock-in-trade	854.07	653.06	0	1,507.13	970.26	1,603.36
	Changes in inventory of finished goods, stock in trade and work in progress	(291.62)	154.43	16.43	(137.19)	(1,043.82)	(832.28)
	Employee benefits expense	1,115.81	1,088.38	902.26	2,204.19	1812.89	4,359.13
	Finance costs	522.17	543.28	588.84	1,065.45	1213.49	2,372.59
	Depreciation	1,119.95	1,109.50	1150.82	2,229.45	2181.19	4,504.07
	Other expenses	5,975.94	6,165.25	5222.22	12,141.19	10411.81	23,709.26
	Total expenses (IV)	15,945.11	16,180.61	12,835.42	32,125.72	27,395.14	58,900.59
V	Profit before tax (III-IV)	3,045.97	2,400.81	1,543.87	5,446.78	2,889.61	8,333.05
VI	Tax expense:						
	Current tax	623.96	499.50	-	1,123.46	-	639.26
	Deferred tax	16.07	26.87	179.28	42.94	472.99	826.76
VII	Profit for the period (V-VI)	2,405.94	1,874.44	1,364.59	4,280.38	2,416.62	6,867.03
VIII	Other comprehensive income						
	A (i) Items that will not be reclassified to profit and loss	(28.92)	(28.92)	(8.41)	(57.84)	(16.82)	(115.66)
	(ii) Income tax relating to items that will not be reclassified to profit and loss	10.01	10.01	2.91	20.02	5.82	40.03
	B (i) Items that will be reclassified to profit and loss		-	-	-	-	-
	(ii) Income tax relating to items that will be reclassified to profit and loss		-	-	-		-
IX	Total Comprehensive Income for the period (VII+VIII) (Comprising profit and Other Comprehensive Income for the period)	2,387.03	1,855.53	1,359.09	4,242.56	2,405.62	6,791.40
X	Paid-up equity share capital (Face value-`10 per equity share)	1,000.00	1,000.00	1,000.00	1,000.00	1,000.00	1,000.00
XI	Earnings per share (of `10 each) (for the period - not annualised)						
	- Basic	24.06	18.74	13.65	42.80	24.17	68.67
	- Diluted	24.06	18.74	13.65	42.80	24.17	68.67




Satia Industries Limited

Segment Wise Revenue, Results, Assets And Liabilities for the quarter and period ended 30th September 2018

(INR in Lakhs)

Sr. no.	Particulars	Quarter Ended			Period Ended		Year Ended
		30.09.2018	30.06.2018	30.09.2017	30.09.2018	30.09.2017	31.03.2018
		3 Months	3 Months	3 Months	6 Months	6 Months	12 Months
		Unaudited	Unaudited	Unaudited	Unaudited	Unaudited	Audited
1	Segment Revenue						
	a) Paper	17,371.90	17,408.28	13,327.76	34,780.18	28,211.67	62,686.81
	b) Yarn & Cotton	563.52	731.08	36.91	1,294.60	36.91	1,382.61
	c) Co Generation Division	4,120.78	3,741.84	1,853.90	7,862.62	3,600.01	11,452.27
	d) Agriculture	35.99	11.54	-	47.53	13.81	30.05
	e) Solar Division	467.52	75.88	-	543.40	-	107.85
	Total	22,559.71	21,968.62	15,218.57	44,528.33	31,862.40	75,659.59
	Less: Inter Segment Revenue	4,120.78	3,741.84	1,853.90	7,862.62	3,600.01	11,452.27
	Net Revenue from operations	18,438.93	18,226.78	13,364.67	36,665.71	28,262.39	64,207.32
2	Segment Results						
	Profit before Interest & Tax						
	a) Paper	1,763.54	1,155.81	1,089.24	2,919.35	2,367.96	4,016.06
	b) Yarn & Cotton	6.38	(1.89)	(4.98)	4.49	(4.98)	(30.38)
	c) Co Generation Division	1,780.90	1,686.40	783.54	3,467.30	1,304.48	5,820.02
	d) Agriculture	56.99	128.27	264.91	185.26	435.63	982.00
	e) Solar Division	(39.67)	(24.50)	-	(64.17)	-	(82.06)
	Total	3,568.14	2,944.09	2,132.71	6,512.23	4,103.09	10,705.64
	Less: Interest	522.17	543.28	588.84	1,065.45	1,213.49	2,372.59
	Profit before Tax	3,045.97	2,400.81	1,543.87	5,446.78	2,889.60	8,333.05
3	Segment Assets						
	a) Paper	45,136.63	40,965.87	39,405.70	45,136.63	39,405.70	42,922.85
	b) Yarn & Cotton	1,250.55	1,096.64	1,309.48	1,250.55	1,309.48	484.76
	c) Co Generation Division	9,143.53	8,692.35	9,248.92	9,143.53	9,248.92	8,754.42
	d) Agriculture	3,464.62	3,373.48	2,735.71	3,464.62	2,735.71	3,309.56
	e) Solar Division	2,727.58	3,312.42	-	2,727.58	-	2,714.88
	Total	61,722.91	57,440.76	52,699.81	61,722.91	52,699.81	58,186.47
4	Segment Liabilities						
	a) Paper	16,977.57	14,295.79	14,973.48	16,977.57	14,973.48	16,964.83
	b) Yarn & Cotton	1,276.45	1,041.02	94.73	1,276.45	94.73	366.23
	c) Co Generation Division	862.94	1,077.75	786.24	862.94	786.24	1,118.38
	d) Agriculture	28.78	17.64	5.63	28.78	5.63	6.76
	e) Solar Division	22.56	620.77	-	22.56	-	-
	Total	19,168.30	17,052.97	15,860.08	19,168.30	15,860.08	18,456.20



SATIA INDUSTRIES LIMITED

Statement of Assets & Liabilities as on Sept 30, 2018

(INR in Lakhs)

Particulars	As at	As at
	Sept 30, 2018	March 31, 2018
	Unaudited	Audited
ASSETS		
(1) Non-current assets		
(a) Property, plant and equipment	30,873.14	31,193.77
(b) Capital work-in-progress	5,550.20	2,949.56
(c) Financial assets	-	-
(i) Investments	293.59	293.59
(ii) Loans	369.08	349.18
(iii) Other financial assets	99.73	99.73
Deferred tax asset (net)	456.47	479.39
Other non-current assets	16.33	37.07
Total non-current assets	37,658.54	35,402.29
Current assets		
Inventories	5,785.50	5,260.55
Biological assets other than bearer plants	3,318.00	2,951.65
Financial assets	-	-
Trade receivables	11,694.20	11,793.96
Cash and cash equivalents	65.70	134.61
Bank balances other than above	555.60	635.01
Other financial assets	259.59	234.79
Current tax assets	-	213.42
Other current assets	2,385.78	1,560.18
Total current assets	24,064.37	22,784.17
Total assets	61,722.91	58,186.46
EQUITY AND LIABILITIES		
Equity		
Equity share capital	1,000.00	1,000.00
Other equity	25,322.81	21,261.08
Total equity	26,322.81	22,261.08
Non-current liabilities		
Financial liabilities		
Borrowings	9,473.37	9,095.92
Other financial liabilities measured at amortised cost	6,758.43	8,373.27
Other non current liabilities	39.49	34.15
Long term provisions	807.10	689.26
Total non-current liabilities	17,078.39	18,192.60
Current liabilities		
Financial liabilities		
Borrowings	6,258.40	6,759.03
Trade payables	5,628.37	4,472.97
Other financial liabilities measured at amortised cost	4,820.97	4,676.33
Current tax liabilities	376.24	1.15
Other current liabilities	1,054.54	1,640.10
Short term provisions	183.19	183.19
Total current liabilities	18,321.71	17,732.77
Total liabilities	35,400.10	35,925.38
Total equity and liabilities	61,722.91	58,186.46




SATIA INDUSTRIES LIMITED.

Notes:

- 1 The results have been prepared in accordance with the Indian Accounting Standards ("Ind AS") as prescribed under Section 133 of the Companies Act, 2013 read with relevant rules issued thereunder
- 2 The above results were reviewed by the Audit Committee at the meeting held on 13th November, 2018 and thereafter have been approved by the Board at its meeting held on 13th November, 2018.
- 3 A limited review as required under regulation 33 of SEBI (Listing Obligation and Disclosure Requirement) Regulations, 2015 has been completed on the detailed financial results for the quarter ended 30th Sept 2018 filed with the Stock Exchanges. This report does not have any impact on the 'Results and Notes' for the quarter ended 30th Sept 2018 which needs to be explained.
- 4 The previous financial period figures have been regrouped /rearranged wherever necessary to make them comparable

For Satia Industries Ltd



(R.K. Bhandari)
Joint Managing Director

Place : Rupana
Date : 13th November.2018

